


código code



Toma de Fuerza Power Take Off's

FULLER

Alta Potencia / Heavy Duty

Eaton

Inferior Neumático Ataque Contrario
Bottom Pneumatic Gear Rear of Center Line

Descripción Description

Toma de fuerza de dos piñones, con varias relaciones de transmisión ,en toma constante con salida de compacto para montar bombas ISO 4 taladros. Accionamiento neumático, montaje en el registro inferior de ocho taladros de la caja de cambios.

Power Take-off two gears, low different transmission ratio, constant mesh with compact output to connect Iso 4 bolts pumps. Pneumatic shifting, mounting on 8 bolt-bottom window of the Gearbox.

Datos Principales Main Data

Lado de montaje Mounting position	Inferior Bottom
Sentido de giro de la bomba Pump rotation	Izquierdo Left Hand
Peso Weight (Kg)	17
Relación motor - Toma de Fuerza Engine to PTO ratio	Anexo Attached

*Relación Interna *Internal ratio	Servicio Intermitente Intermittent Service			Servicio Continuo Continuos Service		
	Par Torque (Nm)	Power @ 1000 rpm		Par Torque (Nm)	Power @ 1000 rpm	
		CV	Kw		CV	Kw
57%(B)	610	87	65	430	62	46
70%(C)	635	90	67	460	65	48
86%(E)	635	90	67	460	65	48
105%(J)	540	77	57	405	58	43

Códigos y Combinaciones Codes and Combinations

Tipos de salida Output types	Eje Shaft	Plato Flange	Bomba Pump (DIN 5462)
Accionamiento neumático Pneumatic shifting		1217102(*)	1217103(*)



código code



Toma de Fuerza Power Take Off's

FULLER Eaton

Alta Potencia / Heavy Duty

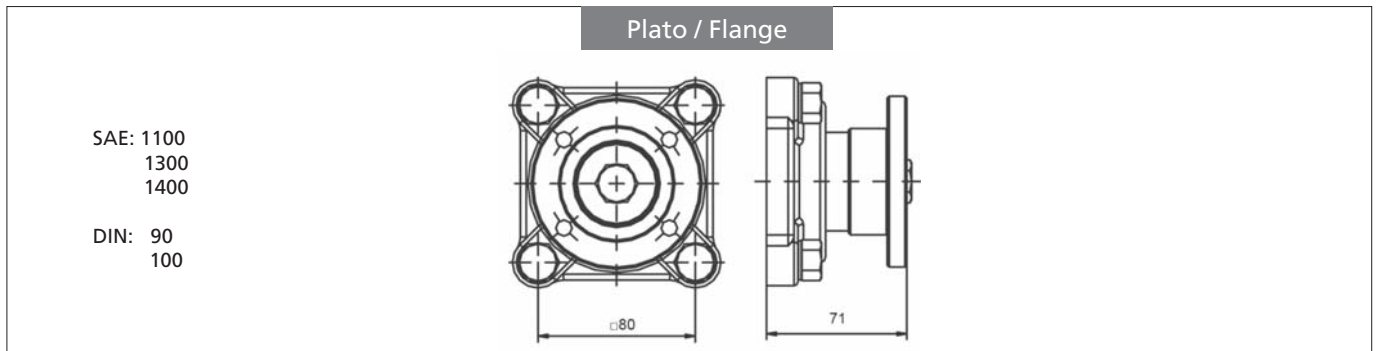
Inferior Neumático Ataque Contrario Bottom Pneumatic Gear Rear of Center Line




Notas Notes

A	Conexión PTO, rosca 1/4" GAS	A	Air connection, thread 1/4" BSP
B	Sentido de giro	B	Rotation
C	Indicador de funcionamiento. (100070001)	C	Passing contact switch. P/N 100070001
D	Conector con 3m. de cable. (906599)	D	Connector with 3m. of cable P/N 906599
E	Tapón comprobación juego de engranajes.	E	Backlash check plug.

Tipos de Salida Output Types



código code



Toma de Fuerza Power Take Off's

FULLER

Eaton

Alta Potencia / Heavy Duty


Inferior Neumático Ataque Contrario Bottom Pneumatic Gear Rear of Center Line

CAJA GEARBOX	RELACIÓN INTERNA INTERNAL RATIO			
	B 57%	C 70%	E 86%	J 105%
RT509	0,607	0,745	0,916	1,118
RT510	0,607	0,745	0,916	1,118
RT609	0,607	0,745	0,916	1,118
RTO609	0,753	0,925	1,137	1,388
RT610	0,607	0,745	0,916	1,118
RT613	0,607	0,745	0,916	1,118
RTO613	0,753	0,925	1,137	1,388
T905G	0,836	1,027	1,261	1,540
RT906	0,836	1,027	1,261	1,540
RT906A	0,836	1,027	1,261	1,540
RTF906	0,836	1,027	1,261	1,540
RTF906A	0,836	1,027	1,261	1,540
RT909	0,836	1,027	1,261	1,540
RT909A	0,836	1,027	1,261	1,540
RTF909	0,836	1,027	1,261	1,540
RTF909A	0,836	1,027	1,261	1,540
RTO909A	1,129	1,387	1,704	2,080
RTO909B	1,129	1,387	1,704	2,080
RTOF909A	1,129	1,387	1,704	2,080
RTOF909B	1,129	1,387	1,704	2,080
RT910	0,836	1,027	1,261	1,540
RTF910	0,836	1,027	1,261	1,540
RTO910	1,035	1,271	1,561	1,906
RT913	0,836	1,027	1,261	1,540
RTF913	0,836	1,027	1,261	1,540
RTO913	0,836	1,027	1,261	1,540
RTO913A	0,836	1,027	1,261	1,540
RTOF913	0,836	1,027	1,261	1,540
RT915	0,836	1,027	1,261	1,540
RTF915	0,836	1,027	1,261	1,540
RTO915	1,035	1,271	1,561	1,906
T955GL	0,836	1,027	1,261	1,540
RT958LL	1,129	1,387	1,704	2,080
RTO958LL	1,129	1,387	1,704	2,080
RT1110	0,836	1,027	1,261	1,540
RTO1110	1,061	1,303	1,600	1,954
RTO1213	0,836	1,027	1,261	1,540
RTO1258LL	1,129	1,387	1,704	2,080
TA4510	0,836	1,027	1,261	1,540
RTO6609	0,753	0,925	1,137	1,388
RTX6609	0,754	0,926	1,138	1,389
RTOX6609	0,753	0,925	1,137	1,388

CAJA GEARBOX	RELACIÓN INTERNA INTERNAL RATIO			
	B 57%	C 70%	E 86%	J 105%
RT6610	0,603	0,740	0,909	1,110
RTO6610	0,753	0,925	1,137	1,388
RT6613	0,603	0,740	0,909	1,110
RTO6613	0,754	0,926	1,138	1,389
RT7609	0,607	0,745	0,916	1,118
RTO7609	0,801	0,983	1,208	1,475
RTX7609	0,801	0,983	1,208	1,475
TA7610	0,836	1,027	1,261	1,540
RT7613	0,603	0,740	0,909	1,110
RTO7613	0,603	0,740	0,909	1,110
RT9509A	0,836	1,027	1,261	1,540
RT9509C	0,836	1,027	1,261	1,540
RTF9509A	0,836	1,027	1,261	1,540
RTO9509A	1,126	1,383	1,700	2,075
RTO9509B	0,942	1,157	1,421	1,735
RTOF9509A	1,126	1,383	1,700	2,075
RTOF9509B	0,942	1,157	1,421	1,735
MRTO9509A	1,126	1,383	1,700	2,075
MRTO9509B	0,942	1,157	1,421	1,735
RT9513	0,836	1,027	1,261	1,540
RTF9513	0,836	1,027	1,261	1,540
RTO9513	0,836	1,027	1,261	1,540
RTOF9513	0,836	1,027	1,261	1,540
MRT9513	0,836	1,027	1,261	1,540
MRTO9513	0,836	1,027	1,261	1,540
RTOO9513	0,942	1,157	1,421	1,735
RT11509	0,836	1,027	1,261	1,540
RTO11509	1,126	1,383	1,700	2,075
RT11608	0,686	0,843	1,035	1,264
RTO11608LL	1,118	1,373	1,687	2,060
RT11609A	0,836	1,027	1,261	1,540
RTF11609A	0,836	1,027	1,261	1,540
RTO11609A	1,118	1,373	1,687	2,060
RTO11609B	0,942	1,157	1,421	1,735
RTX11609A	1,118	1,373	1,687	2,060
RTOF11609A	1,118	1,373	1,687	2,060
RTOF11609B	0,942	1,157	1,421	1,735
RTOX11609A	1,118	1,373	1,687	2,060
MRT11609	0,836	1,027	1,261	1,540
RT11610	0,836	1,027	1,261	1,540
RTO11610	1,056	1,297	1,594	1,946



código code



Toma de Fuerza Power Take Off's

FULLER

Eaton

Alta Potencia / Heavy Duty

Inferior Neumático Ataque Contrario Bottom Pneumatic Gear Rear of Center Line

CAJA GEARBOX	RELACIÓN INTERNA INTERNAL RATIO			
	B 57%	C 70%	E 86%	J 105%
RT11613	0,836	1,027	1,261	1,540
RT11613C	0,836	1,027	1,261	1,540
RTF11613	0,836	1,027	1,261	1,540
RTO11613	0,836	1,027	1,261	1,540
RTOF11613	0,836	1,027	1,261	1,540
RTOO11613	0,942	1,157	1,421	1,735
RTOOF11613	0,942	1,157	1,421	1,735
RTOOX11613	0,942	1,157	1,421	1,735
RTX11613B	1,118	1,373	1,687	2,060
RT11615	0,836	1,027	1,261	1,540
RTO11615	1,056	1,297	1,594	1,946
RTOX11708LL	1,126	1,383	1,700	2,075
RTX11709B	0,942	1,157	1,421	1,735
RT11710B	0,836	1,027	1,261	1,540
RT11715	0,836	1,027	1,261	1,540
RTO11715	1,056	1,297	1,594	1,946
RT12509	0,836	1,027	1,261	1,540
RTF12509	0,836	1,027	1,261	1,540
RTO12509	1,129	1,387	1,704	2,080
RTOF12509	1,129	1,387	1,704	2,080
RT12510	0,836	1,027	1,261	1,540
RTO12510	1,061	1,303	1,600	1,954
RTF12510	0,836	1,027	1,261	1,540
RTOF12510	1,061	1,303	1,600	1,954
RT12513	0,836	1,027	1,261	1,540
RTO12513	0,836	1,027	1,261	1,540
RT12515	0,836	1,027	1,261	1,540
RTF12515	0,836	1,027	1,261	1,540
RTO12515	0,836	1,027	1,261	1,540
RT12609A	0,836	1,027	1,261	1,540
RTO12609A	1,126	1,383	1,700	2,075
RTO12609B	0,942	1,157	1,421	1,735
RT12610	0,836	1,027	1,261	1,540
RT12710B	0,836	1,027	1,261	1,540
RTO12710B	1,118	1,373	1,687	2,060
RTX12710B	1,118	1,373	1,687	2,060
RT13710B	0,836	1,027	1,261	1,540
RT14608	0,686	0,843	1,035	1,264
RTO14608LL	1,118	1,373	1,687	2,060
RT14609A	0,836	1,027	1,261	1,540
RTF14609A	0,836	1,027	1,261	1,540

CAJA GEARBOX	RELACIÓN INTERNA INTERNAL RATIO			
	B 57%	C 70%	E 86%	J 105%
RTO14609A	1,118	1,373	1,687	2,060
RTO14609B	0,942	1,157	1,421	1,735
RTX14609A	1,118	1,373	1,687	2,060
RTOF14609A	1,118	1,373	1,687	2,060
RTOF14609B	0,942	1,157	1,421	1,735
RTOX14609B	0,942	1,157	1,421	1,735
RT14610	0,836	1,027	1,261	1,540
RTO14610	1,056	1,297	1,594	1,946
RT14613	0,836	1,027	1,261	1,540
RT14613B	0,836	1,027	1,261	1,540
RTF14613	0,836	1,027	1,261	1,540
RTLO14613B	0,836	1,027	1,261	1,540
RTO14613	0,836	1,027	1,261	1,540
RTOF14613	0,836	1,027	1,261	1,540
RTOO14613	0,942	1,157	1,421	1,735
RTOOF14613	0,942	1,157	1,421	1,735
RTOOX14613	0,942	1,157	1,421	1,753
RT14615	0,836	1,027	1,261	1,540
RTO14615	1,056	1,297	1,594	1,946
RTX14615	1,056	1,297	1,594	1,946
RTLOF14618A	0,836	1,027	1,261	1,540
RTOX14708LL	1,126	1,383	1,700	2,075
RT14710B	0,836	1,027	1,261	1,540
RTO14710B	1,118	1,373	1,687	2,060
RT14715	0,836	1,027	1,261	1,540
RTO14715	1,056	1,297	1,594	1,946
RTX14715	1,056	1,297	1,594	1,946
RTLO14718B	0,942	1,157	1,421	1,735
RT15613	0,836	1,027	1,261	1,540
RT15613A	0,836	1,027	1,261	1,540
RT15613B	0,836	1,027	1,261	1,540
RTO15613	0,836	1,027	1,261	1,540
RTO15613A	0,836	1,027	1,261	1,540
RTO15613B	0,836	1,027	1,261	1,540
RT15615	0,942	1,157	1,421	1,735
RTO15615	0,836	1,027	1,261	1,540
RTO15618	0,836	1,027	1,261	1,540
RT15715	0,836	1,027	1,261	1,540
RTO15715	1,056	1,297	1,594	1,946
RTLO16618A	0,836	1,027	1,261	1,540
RTLO16718B	0,942	1,157	1,421	1,735
RTLO18718B	0,942	1,157	1,421	1,735



código code



Toma de Fuerza Power Take Off's

FULLER

Eaton

Alta Potencia / Heavy Duty

Inferior Neumático Ataque Contrario Bottom Pneumatic Gear Rear of Center Line

CAJA GEARBOX	RELACIÓN INTERNA INTERNAL RATIO			
	B 57%	C 70%	E 86%	J 105%
9 SPEEDS				
RT-6609A	0,589	0,723	0,888	1,085
RT-8608L	0,676	0,830	1,019	1,244
RTX-11609B	0,920	1,130	1,388	1,695
RTX-12609B	0,920	1,130	1,388	1,695
RTX-13609B	0,920	1,130	1,388	1,695
RTX-14609B	0,920	1,130	1,388	1,695
RTX-16709B	0,920	1,130	1,388	1,695
RT-8709B	0,815	1,001	1,230	1,502
RT-11709H	0,815	1,001	1,230	1,502
RT-12709H	0,815	1,001	1,230	1,502
RT-13709H	0,815	1,001	1,230	1,502
RT-14709H	0,815	1,001	1,230	1,502
RTOC-16909A	0,815	1,001	1,230	1,502
10 SPEEDS				
RT-8908LL	0,815	1,001	1,230	1,502
RTO-11908LL	1,095	1,345	1,652	2,017
RTO-14908LL	1,095	1,345	1,652	2,017
RTO-16908LL	1,095	1,345	1,652	2,017
FR-9210B	0,757	0,930	1,142	1,395
FR-11210B	0,757	0,930	1,142	1,395
FR-12210B	0,757	0,930	1,142	1,395
FR-13210B	0,757	0,930	1,142	1,395
FR-14210B	0,757	0,930	1,142	1,395
FR-15210B	0,757	0,930	1,142	1,395
FRO-11210B	1,013	1,244	1,529	1,867
FRO-12210B	1,013	1,244	1,529	1,867
FRO-13210B	1,013	1,244	1,529	1,867
FRO-14210B	1,013	1,244	1,529	1,867
FRO-15210B	1,013	1,244	1,529	1,867
FRO-16210B	1,013	1,244	1,529	1,867
FRO-11210C	1,013	1,244	1,529	1,867
FRO-12210C	0,978	1,202	1,476	1,802
FRO-13210C	0,978	1,202	1,476	1,802
FRO-14210C	0,978	1,202	1,476	1,802
FRO-15210C	0,978	1,202	1,476	1,802
FRO-16210C	0,978	1,202	1,476	1,802
FRO-17210C	0,978	1,202	1,476	1,802
FRO-18210C	0,978	1,202	1,476	1,802

CAJA GEARBOX	RELACIÓN INTERNA INTERNAL RATIO			
	B 57%	C 70%	E 86%	J 105%
11 SPEEDS				
RTO-11909ALL	0,920	1,130	1,388	1,695
RTO-14909ALL	0,920	1,130	1,388	1,695
RTO-16909ALL	0,920	1,130	1,388	1,695
13 SPEEDS				
RTLO-12913A	0,920	1,130	1,388	1,695
RTLO-14913A	0,920	1,130	1,388	1,695
RTLO-16913A	0,920	1,130	1,388	1,695
RTLO-18913A	0,920	1,130	1,388	1,695
RTLO-20913A	0,920	1,130	1,388	1,695
15 SPEEDS				
RT-14915	0,815	1,001	1,230	1,502
RTO-14915	1,037	1,273	1,564	1,910
RTO-16915	1,037	1,273	1,564	1,910
18 SPEEDS				
RTLO-14918B	0,920	1,130	1,388	1,695
RTLO-16918B	0,920	1,130	1,388	1,695
RTLO-18918B	0,920	1,130	1,388	1,695
RTLO-20918B	0,920	1,130	1,388	1,695
RTLO-22918B	0,920	1,130	1,388	1,695

